



# OUR MISSION & BELIEFS

## MISSION

The mission of Beatrice Public Schools, a collaborative partnership of students, staff, families, and community, is to guarantee all students achieve academic excellence and develop responsible citizenship by providing aligned, rigorous curriculum and high-quality instruction that utilizes 21st Century tools in a system that is measurably among the best in the nation.



## We believe that...

Every human has infinite worth. All people can be successful learners. Hard work and perseverance are necessary to achieve one's full potential. Passion, enthusiasm, and positive attitude greatly enhance performance. Honesty is essential in building trust. Family is the primary influence in a child's life. A cooperative effort among family, school, and the community provides the foundation for our children's future. Every person is responsible for his or her actions. Everyone has the responsibility to contribute to the improvement of society. Diversity of people, ideas, and experiences enhance a community.

***WE CHOOSE TO BE  
AMONG THE BEST IN  
THE NATION***



## OUR CURRENT 2012-13 BOARD OF EDUCATION

Lisa Pieper, President

Jon Zimmerman, Vice President

Dr. Roy Baker, Secretary & Interim Superintendent

Janet Byars, Member

Randy Coleman, Member

Mitch Deines, Member

Doris Martin, Member

Nancy Sedlacek, Member

James Spangler, Member

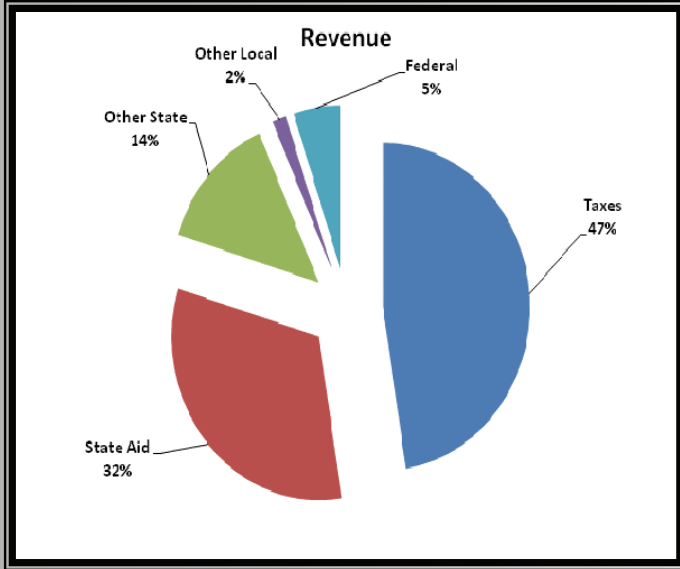
### Inside this issue:

|                            |          |
|----------------------------|----------|
| <b>Financial Story</b>     | <b>2</b> |
| <b>Demographic Story</b>   | <b>2</b> |
| <b>Academic Story</b>      | <b>3</b> |
| <b>College Bound Story</b> | <b>4</b> |
| <b>Staff Story</b>         | <b>4</b> |

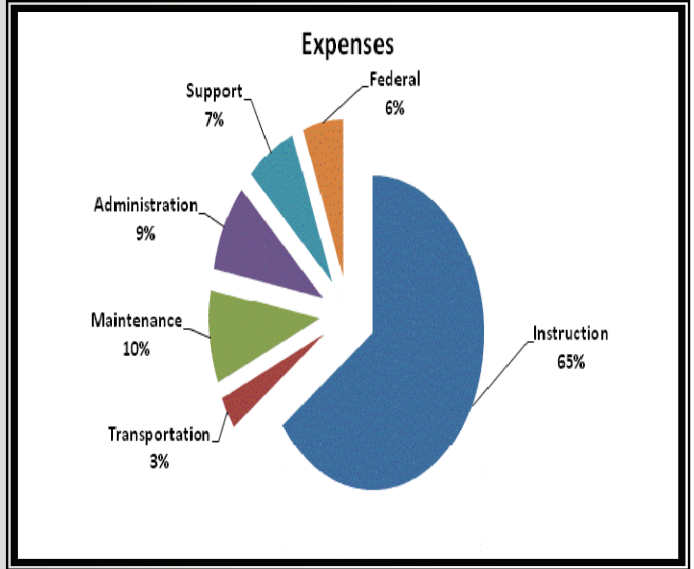
### Special points of interest:

- Sound Financial position
- Opened Beatrice Community Pre-school and increased our Alternative Education
- Reading saw significant growth in grades 3-8 over the last two years
- BHS raises its ACT Composite results
- 60% of teaching staff with Master's Degree

# FINANCIAL STORY FOR 2011-2012



HOW WE RECEIVED OUR DOLLARS

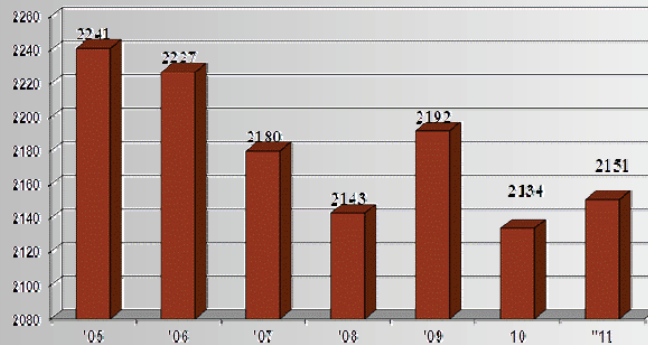


HOW WE SPENT OUR DOLLARS

# DEMOGRAPHIC STORY FOR 2011-2012

## PK-12 STUDENT ENROLLMENT TREND REVERSING THE TREND

[Source: Fall Enrollment Report – Last Friday in September]

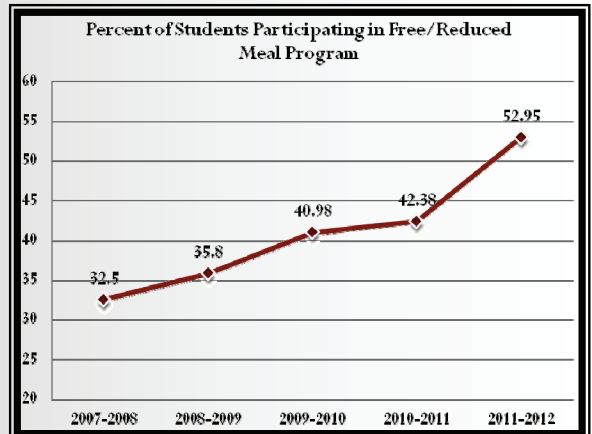
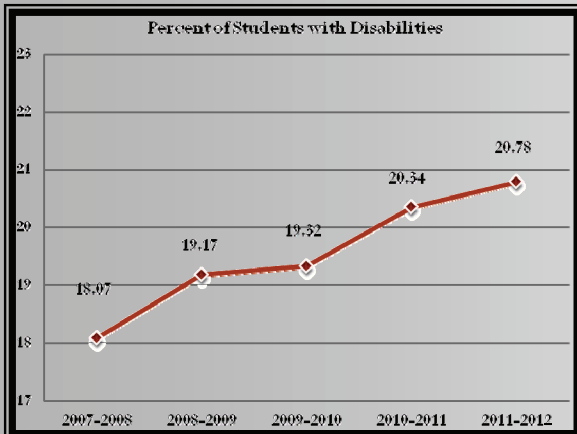


**Declining/Stagnant Population.**

**Competition from private and other public schools.**

**Opened Beatrice Community Pre-School in 2011**

**Increased capacity for Alternative Education at Compass Learning Community**

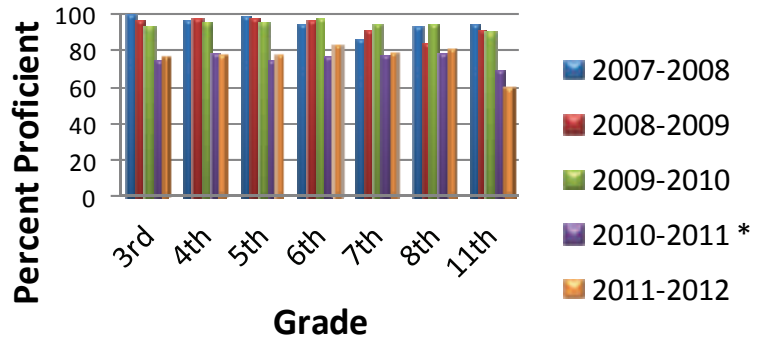


# ACADEMIC STORY FOR 2011-12

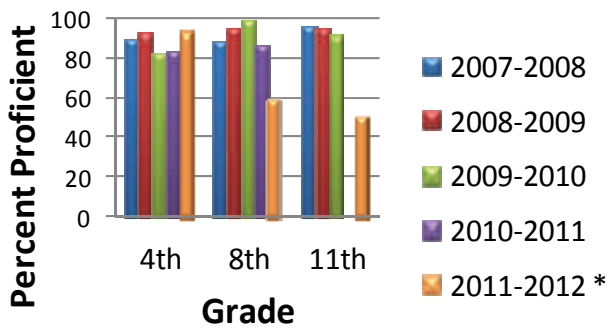


**OUR FUTURE**

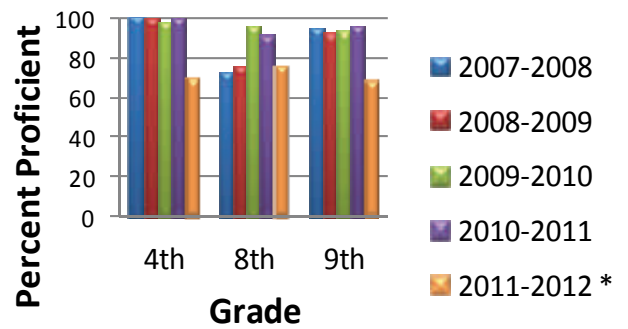
## NeSA Math Scores - ALL Students



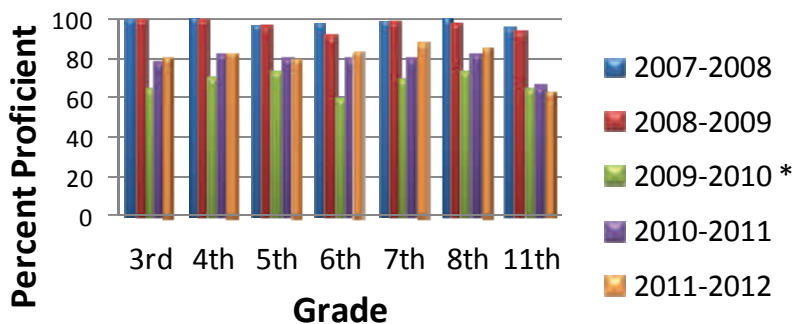
## NeSA Writing Scores - ALL Students



## NeSA Science Scores - ALL Students



## NeSA Reading Scores - ALL Students



Beatrice Public Schools is committed to academic excellence. As we evaluate the NeSA charts for reading, writing, math, and science, we must note the switch from our district-created Essential Skills tests to our Nebraska State Accountability exams. The year we switched is denoted with an \* on each chart. We saw a decline in our proficiency rate and have responded by raising the expectations in the classroom to ensure that all students are meeting state standards. We will continue to keep moving forward to guarantee increases in proficiency rates from year to year.

# COLLEGE BOUND STORY FOR 2011-2012

## 2012 Cohort Four-Year Graduation Rate

| Student Groups | Graduation Rate | # Graduates |
|----------------|-----------------|-------------|
| All students   | 82.76%          | 120         |
| Male           | 79.10%          | 53          |
| Female         | 85.90%          | 67          |

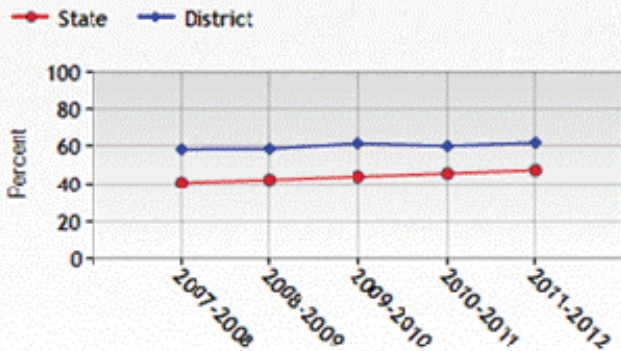
## ACT Composite Results

Beatrice 22.6  
Nebraska 22.0  
National 22.1



# STAFF STORY FOR 2011-2012

## PERCENT OF TEACHERS WITH MASTER'S DEGREE



## AVERAGE YEARS OF TEACHING EXPERIENCE

